

# How to Fill in the Application Form and Test Voucher

- \* Fill in the information required in the boxed areas of the Application Form, and submit them to the local host institution.
- \* Information is duplicated from Application Form **A** onto the Test Voucher, so **use a ballpoint pen and apply pressure when writing.**
- \* Clearly write numbers and alphabet according to the samples.

## ① Test Level

In box ①, write the number indicating the level of the test you are going to take.

(See “Contents of the Test” on page 11.)

## ② Test Site

In box ②, write the name of the city where you are going to take the test.








## ③ <sup>なまえ</sup>名前 Name

In box ③, clearly write your name in English capital letters, following the samples below and on the next page. **Please use 26 English characters only due to computer data entry system. Refrain from using special characters (e.g. ö (umlaut), ã etc.). Leave one box blank between your given name, middle name, and family name.** Make sure your name is written correctly and clearly, because **it will be printed on the “Certificate of Result and Scores” and “Certificate of Japanese - Language Proficiency” as written there.** (Write your first, middle, and family names in the order you normally follow.)

[26 English characters you can use]

A	B	C	D	E	F	G	H	I	J	K	L	M
N	O	P	Q	R	S	T	U	V	W	X	Y	Z

[Incorrect Examples]

	→	D		→	L		→	G
	→	M		→	N			

**【 Example 】**

Lucy Maria Boston

**[Correct Example]**

[illegible]

### 【よくない書き方 Incorrect Example】

[illegible]

Write clearly.

Leave one space between names.

**【よくない書き方 Incorrect Example】**

[illegible]

さいしょめ  
最初のます目をあけてはいけません。  
Do not leave space at the beginning.

UとV、OとD、<sup>も</sup>LとI、<sup>ちゆうい</sup>TとIなどまぎらわしい文字はとくに注意してください。  
Make clear distinctions between “U” and “V”, “O” and “D”, “L” and “I”, or “T” and “I”, and other similar-looking letters.

**【 Note】**

If your name is over 40 letters long, try shortening your name by using initials. In any case, you must leave one space between given name, middle name, and family name.

Maria Charlotte Oranienburg von Hohenstauffenさんの場合

**[Correct Example]**

③ MARIA C. ORANIENBURG VON HOHENSTAUFFEN

**【 In correct Example】**

③ MARIA CHARLOTTE ORANIENBURG VON HOHENSTAUFFEN

**【よくない<sup>か</sup>書き方<sup>かた</sup> Incorrect Example】** Do not use the margin.

③ 

M	A	R	I	A	C	H	A	R	L	O	T	T	E	O	R	A	N	I	E	N	B	U	R	G	V	O	N	H	O	H	E	N	S	T	A	U	F	F	E	N
---	---	---	---	---	---	---	---	---	---	---	---	---	---	---	---	---	---	---	---	---	---	---	---	---	---	---	---	---	---	---	---	---	---	---	---	---	---	---	---	---

  
名前  
Name

Leave one space between names.

④ 'Gender

In box (4), check “Male” or “Female.”

⑤ 生年月日 せいねんがっぴ Date of Birth

Write the numbers of the year, month, and date of your birth.

**[Example]** If you are a female and your date of birth is August 17, 1985, write :

④ 性別 Gender	男 Male	1	女 Female	2	⑤ 生年月日 Date of Birth	年 Year	1	9	8	5	月 Month	0	8	日 Day	1	7
-------------------	-----------	---	-------------	---	----------------------------	-----------	---	---	---	---	------------	---	---	----------	---	---

【数字例 Example】

0	1	2	3	4	5	6	7	8	9
---	---	---	---	---	---	---	---	---	---

Write "0" for single-digit months.

⑥ 8-digit passcode for Online Test Results Announcement

Please decide on an 8-digit passcode and write it down. **Be sure to use only numbers, not letters.**

【注意 Note】

(4) Online Test Results Announcement will be available on the JLPT website at <https://www.jlpt.jp/e/> in the end of January 2023. An 8-digit passcode (numbers only) is required to see your test result online. Please be sure to keep your copy of Application Form ☐ (For the applicant) so as not to forget your passcode.

Please note that:

- (1) if you wrote 7 digits or less numbers,
  - (2) if you wrote letters in the column,
  - (3) if you did not write anything in the column, or
  - (4) if you did not clearly write numbers ( pay attention to "1 and 7" and "0 and 6" etc. ) as listed in "Correct Example" below,
- a passcode will not be set up for you, and you will not be able to see your test result online.

【よい書き方 Correct Example】

1	3	4	8	9	2	0	4
---	---	---	---	---	---	---	---

← 0～9の数字を8桁書いてください。同じ数字を使ってもいいです。  
Use numbers 0 to 9. You may use the same number.

【よくない書き方 Incorrect Example】

				3	2	1	4
--	--	--	--	---	---	---	---

A	3	8	B	5	m	3	2
---	---	---	---	---	---	---	---

↑  
Fill in all 8 digits.

↑ ↑ ↑  
Do not use letters.


## ⑦ Native Language

Choose the appropriate **code number** from the list of “NATIVE LANGUAGE CODES” and write it in the boxes. If your native language is not on the list, enter 000 in the boxes. If you have two or more native languages, select only one.

### NATIVE LANGUAGE CODES

CODE	NATIVE LANGUAGE
	<b>ASIA アジア地域</b>
101	Assamese (アッサム語)
102	Baluchi (バルチ語)
103	Bengali (ベンガル語)
104	Bihari (ビハール語)
106	Cebuano (セブアノ語)
107	Chinese (中国語)
143	Dhivehi (ディベヒ語)
144	Dzongkha (ゾンカ語)
408	English (英語)
411	French (フランス語)
108	Gujarati (グジャラト語)
109	Hindi (ヒンディ語)
110	Ilocano (イロカノ語)
111	Indonesian (インドネシア語)
112	Japanese (日本語)
113	Javanese (ジャワ語)
114	Kannada (Kanarese) (カナラ語)
115	Kashmiri (カシミール語)
118	Khmer (Kampuchean) (クメール語)
119	Korean (韓国・朝鮮語)
120	Kurdish (クルド語)
121	Lao (ラオス語)
122	Malay (マレー語)
123	Malayalam (マラヤーラム語)
124	Marathi (マラーティー語)
125	Manipuri (Meeteilol) (マニプール語)
117	Mongolian (モンゴル語)
105	Myanmar (ミャンマー語)
126	Nepali (ネパール語)
127	Oriya (オーリヤ語)
128	Pilipino (ピリピノ語)
129	Punjabi (パンジャブ語)
130	Pushtu (パシュト語)
131	Rajasthani (ラージャスタニ語)
132	Sindhi (シンド語)
133	Sinhalese (シンハラ語)
134	Sundanese (スダ語)
135	Tamil (タミール語)
136	Tatar (タタル語)
137	Telugu (テルグ語)
138	Thai (タイ語)
139	Tibetan (チベット語)
140	Uighur (ウイグル語)
141	Urdu (ウルドゥー語)
142	Vietnamese (ベトナム語)

## ⑧ Address

Write the address where you are sure to receive mails.

Name of institution where you are studying (or studied) Japanese language

⑨ In the blank space, write the name of the institution where you are either currently studying Japanese language or where you have studied in the past.

Place where you are learning Japanese

Fill in the number of the **one item** that describes **where you are learning Japanese**.

1. learning Japanese at elementary school (primary education)
2. learning Japanese at middle school or high school (secondary education)
3. majoring in Japanese at university or graduate school (higher education)
4. learning but not majoring in Japanese at university or graduate school (higher education)
5. learning Japanese at some other educational institution (such as foreign language schools)
6. not learning Japanese at the educational institutions listed in 1 through 5 above




⑪ Reason for taking this exam

Fill in the number of the **one item** that best describes your reason for taking this exam.

1. necessary for admission into university or graduate school in own country
2. necessary for admission into university or graduate school in Japan
3. necessary for admission or as proof of proficiency for other educational institution in own country
4. necessary for admission or as proof of proficiency for other educational institution in Japan
5. useful for work or will be useful in order to attain employment, secure salary increase or promotion in own country
6. useful for work or will be useful in order to attain employment, secure salary increase or promotion in Japan
7. to measure my own level of proficiency for reasons other than 1 through 6 above
8. other

⑫ Occupation

Fill in the number of the **one item** that best describes your **occupation**.

1. elementary school student (primary education)
  2. middle school or high school student (secondary education)
  3. university or graduate school student (higher education)
  4. student of some other educational institution (such as foreign language school)
  5. employed (company employee, public servant, educator, self-employed, etc.)
  6. other
-  ⑭ Go to question No.⑭
-  ⑬ Go to question No.⑬
-  ⑭ Go to question No.⑭

**Question No. 13 must be answered only by those who chose 5 in No. 12 above.**

⑬ Occupational details

Fill in the number of the **one item** that applies to you the most.

1. Using Japanese while working as a Japanese language teacher at educational institution
2. Using Japanese while working as a public servant
3. Using Japanese while working as a company employee, such as in the manufacturing, building, or information and Communication industries
4. Using Japanese while working as an employee in the service, tourism, or hospitality industries.
5. Using Japanese at a job other than 1 through 4 above
6. do not use Japanese while working

**Questions No. 14 through No. 30 must be answered by all applicants.**

⑭ Media via which you come into contact with Japanese language

Through which media do you listen or read Japanese outside of the class? Circle the number of the following items that apply to you. **If multiple items apply, circle all applicable items.**

- |                                |   |
|--------------------------------|---|
| 1. ニュース・ドキュメンタリー番組             | TV news program and documentaries                                   |
| 2. ドラマ（アニメを除く）                 | drama (excluding animation)   |
| 3. アニメ                         | animation   |
| 4. 新聞・雑誌（漫画を除く）                | newspapers and magazines (excluding manga)                          |
| 5. 本（教科書を除く）                   | books (excluding textbooks)   |
| 6. 漫画                          | manga   |
| 7. ウェブサイトの記事                   | articles on websites  |
| 8. その他                         | other   |
| 9. 教室外で日本語にふれて、聞いたり<br>読んだりしない | do not come into contact with Japanese language<br>outside of class |

●The person with whom you usually communicate in Japanese

With whom and how do you usually communicate in Japanese? Circle the number (s) of the following items that apply to you. **If multiple items apply, circle all applicable items.**

⑮ With a teacher

1. 先生 <small>せんせい</small> と話す <small>はな</small> す	talking in Japanese with the teacher
2. 先生 <small>せんせい</small> の話 <small>はなし</small> を聞く <small>き</small>	listening to what the teacher says in Japanese
3. 先生 <small>せんせい</small> が書いたもの <small>か</small> を読む <small>よ</small> む	reading what the teacher wrote in Japanese
4. 先生 <small>せんせい</small> に対して <small>たい</small> 文章 <small>ぶんしょう</small> を書く <small>か</small>	writing in Japanese to the teacher
5. どれにも当てはまらない <small>あ</small>	none of the above

⑯ With friends

1. 友人 <small>ゆうじん</small> と話す <small>はな</small> す	talking in Japanese with friends
2. 友人 <small>ゆうじん</small> の話 <small>はなし</small> を聞く <small>き</small>	listening to what friends say in Japanese
3. 友人 <small>ゆうじん</small> が書いたもの <small>か</small> を読む <small>よ</small> む	reading what friends wrote in Japanese
4. 友人 <small>ゆうじん</small> に対して <small>たい</small> 文章 <small>ぶんしょう</small> を書く <small>か</small>	writing in Japanese to friends
5. どれにも当てはまらない <small>あ</small>	none of the above

⑰ With family

1. 家族 <small>かぞく</small> と話す <small>はな</small> す	talking in Japanese with the family
2. 家族 <small>かぞく</small> の話 <small>はなし</small> を聞く <small>き</small>	listening to what the family say in Japanese
3. 家族 <small>かぞく</small> が書いたもの <small>か</small> を読む <small>よ</small> む	reading what the family wrote in Japanese
4. 家族 <small>かぞく</small> に対して <small>たい</small> 文章 <small>ぶんしょう</small> を書く <small>か</small>	writing in Japanese to the family
5. どれにも当てはまらない <small>あ</small>	none of the above

⑱ With a supervisor

1. 上司 <small>じょうし</small> と話す <small>はな</small> す	talking in Japanese with the supervisor
2. 上司 <small>じょうし</small> の話 <small>はなし</small> を聞く <small>き</small>	listening to what the supervisor says in Japanese
3. 上司 <small>じょうし</small> が書いたもの <small>か</small> を読む <small>よ</small> む	reading what the supervisor wrote in Japanese
4. 上司 <small>じょうし</small> に対して <small>たい</small> 文章 <small>ぶんしょう</small> を書く <small>か</small>	writing in Japanese to the supervisor
5. どれにも当てはまらない <small>あ</small>	none of the above

⑲ With colleagues

1. 同僚 <small>どうりょう</small> と話す <small>はな</small> す	talking in Japanese with colleagues
2. 同僚 <small>どうりょう</small> の話 <small>はなし</small> を聞く <small>き</small>	listening to what colleagues say in Japanese
3. 同僚 <small>どうりょう</small> が書いたもの <small>か</small> を読む <small>よ</small> む	reading what colleagues wrote in Japanese
4. 同僚 <small>どうりょう</small> に対して <small>たい</small> 文章 <small>ぶんしょう</small> を書く <small>か</small>	writing in Japanese to colleagues
5. どれにも当てはまらない <small>あ</small>	none of the above

②⑩ With customers

- |                |   |
|----------------|---|
| 1. 顧客と話す       | talking in Japanese with customers          |
| 2. 顧客の話を聞く     | listening to what customers say in Japanese |
| 3. 顧客が書いたものを読む | reading what customers wrote in Japanese    |
| 4. 顧客に対して文章を書く | writing in Japanese to customers            |
| 5. どれにも当てはまらない | none of the above                           |

How many times have you taken JLPT, excluding this time? Write the number in the box for each level. Circle "Pass" or "Fail" at each level about the last JLPT you took. Leave it blank if you have not taken that level before. If you have taken it 9 times or more, write 9.

③① Photos

In box ③① of the Test Voucher and the Test Voucher (Copy), attach a portrait (full-face) photo.

○Acceptable photos

- ・ 3~4cm high × 3cm wide
- ・ Taken within the past 6 months
- ・ Name and date of birth are written on the back
- ・ May be black and white or color  
May be taken with a digital camera (be sure to print on photographic paper)
- ・ Borderless photos

×Unacceptable photos

- ・ Photos larger or smaller than 3~4cm × 3cm
- ・ Taken against a non-solid background (dark background)
- ・ Blurred photos (too dark)
- ・ Your eyes are closed
- ・ You are wearing a hat
- ・ You are wearing sunglasses
- ・ Your hands are in photos
- ・ Snapshots, such as taken together with other people
- ・ Your face is too small or too big relative to the photo size
- ・ Color photocopies
- ・ Photos printed on ordinary copy paper

③② Signature

Write your signature and the date in the space provided if you understand and agree to all the conditions and contents of this Test Guide. If it is difficult for the applicant to sign the Application Form for the following reasons, a representative can sign on behalf of the applicant. A signature is required in order to apply for this test.

-Underage applicants

-Applicants with disabilities

③③ Mailing Address

Write your address in English characters or your native language where you are sure to receive your certificates. Depending on the host institution, the certificates may be handed directly to you at a specified place. For further details, please contact the applicant's host institution.



# Application Form Example

See p.21-30 for details.

(身体等に障害等がある方については、15ページも見てください。)  
(See p.18, if you have a physical disability or other impairments.)

Write the name of the city where you will take the test.

Write the number indicating the level of the test you will take.

Print your name only in 26 English capital letters.

Leave one box blank between names.

Do not cut off.

オンライン結果通知用暗証番号(8桁の数字のみ)を書いてください。  
Write an 8-digit passcode (numbers only) for Online Test Results Announcement.

2022年 第2回 日本語能力試験  
The Japanese-Language Proficiency Test in 2022 (December)

(基金返送用) For the Japan Foundation

受験願書 Application Form

受験上の配慮を希望 Request Special Testing Accommodations

受験案内2ページにある「受験願書記入例」を参考に、太枠内の正しく記入してください。  
Fill in the information required in the boxed areas as shown in the "Application Form Example" on page 2 of the Test Guide.

受付年月日 Date Received 2022年 月 Month 日 Day

受験番号 Examinee Registration Number

① 受験レベル Test Level N ② 受験地 Test Site PUNE

③ 名前 Name TINI WIJAYA

④ 性別 Gender 男 Male 女 Female ☒ 生年月日 Date of Birth 年 Year 1 9 9 5 月 Month 0 7 日 Day 0 8

⑤ オンライン結果通知用暗証番号(8桁の数字のみ) 8-digit passcode (numbers only) for Online Test Results Announcement 1 3 4 8 9 2 0 4 ⑦ 母語 Native Language 1 1 1

⑧ 住所 Address 番地 Street/Suburb Your address 市・州 City/State Your C/TY and STATE NAME 国・地域 Country/Area INDIA 郵便番号 Postal Code Your postal code 電話番号 Telephone No. 021-90-2603 電子メール E-mail Your Mail id

⑨ 日本語学習機関名 Institution where you are studying (or studied) Japanese-Language Where you study

⑩ 日本語学習の場 (1~6から1つ選ぶ) Place of learning Japanese (Choose a number from 1 to 6) 3 ⑪ 受験目的 (1~8から1つ選ぶ) Reason for taking this exam (Choose a number from 1 to 8) 7

⑫ 職業 (1~6から1つ選ぶ) Occupation (Choose a number from 1 to 6) 3 ⑬ 職業の種類 (1~6から1つ選ぶ) Occupational details (Choose a number from 1 to 6)

⑭ 日本語との接触媒体 Media via which you come into contact with Japanese language

	話す Speaking	きく Listening	よむ Reading	かく Writing	あてはまらない None of the above
⑮ 先生 with a teacher	1	2	3	4	5
⑯ 友人 with friends	1	2	3	4	5
⑰ 家族 with family	1	2	3	4	5
⑱ 上司 with a supervisor	1	2	3	4	5
⑲ 同僚 with colleagues	1	2	3	4	5
⑳ 顧客 with customers	1	2	3	4	5

過去受験回数 Times of taking JLPT

N1/旧1級 Level 1	N2/旧2級 Level 2	N3/旧3級 Level 3	N4/旧4級 Level 4
② 1 回 Times	② 1 回 Times	② 1 回 Times	② 1 回 Times
② 1 回 (Pass)	② 1 回 (Pass)	② 1 回 (Pass)	② 1 回 (Pass)
② 1 回 (Fail)	② 1 回 (Fail)	② 1 回 (Fail)	② 1 回 (Fail)

最終の合格 Pass/Fail of the last time at each level

② この受験案内に書いてあるすべてのことを理解し、同意した上で受験を申し込みます。  
I, by submitting this form, understand and agree to all the conditions and contents of the Test Guide.

署名/Signature 日付/Date

Do not fill in this part.

Write "0" here if the month or date is between 1 and 9.

See p.24-25.

See p.25-29.

Leave it blank if you have not taken each level of JLPT. If you have taken it 9 times or more, write 9.

Write your signature and the date.

Write your name and address correctly and clearly.

Do not fill in this part.

## MAILING ADDRESS

試験結果通知書類  
送付用住所  
(For sending the test results)

名前 Name Mr. Ms. Your Name

住所 Address Your Address

(Postal Code) your postal code (Country/Area) INDIA

(Tel.) Your Mobile Number

受験番号 2 2 B

(年) (エリア) (国・地域) (都市) (会場) (レベル) (個人番号)

Your signature is required in order to apply for the test.  
(Please refer to P.30 for details.)

# じゅけんひょう Test Voucher

2022ねん だい2かい にほんごのうりよくしけん  
The Japanese-Language Proficiency Test in 2022 (December)

りようしゅうしひかえ  
Receipt Copy

Photo  
(3~4cm×3cm)

じゅけんひょう  
Test Voucher

じゅりよういん/サイン  
Seal or Signature

じゅけんレベル Test Level	N1	じゅけんち Test Site	PUNE	じゅけんばんごう Examinee Registration Number													
				2	2	B											
なまえ Name	T I N I W I J A Y A																
せいべつ Gender	おとこ Male	<input type="checkbox"/>	おんな Female	<input checked="" type="checkbox"/>	せいねんがっぴ Date of Birth	ねん Year	9	9	5	つき Month	0	ひ Day					

Please make sure that all the necessary information is clearly legible. If there is any mistake in your name, gender, or date of birth, notify the local host institution by June 3, 2022. Please note that no change of the test site or the test level will be allowed after the Application Form has been submitted.

For 'Listening' Section, you are not allowed to enter the test room at any time after the CD/tape is set to run. For other sections, enter the room no later than 10 minutes after the test starts.

On the day of the test, you should bring your own writing utensils (black medium-soft (No.2 or HB) pencils and a plastic eraser) and a photo identification in addition to this Test Voucher.

Do not fill in  
this part.

しゅうごうじかん Time designated for assembling

じゅけんりよう Test Fee

2022.12.4 (にちようび)  
December 4, 2022 (Sunday)

しけんかいじょう Name and Address of Test Center

じゅりよういん/サイン  
Seal or Signature

Do not fill in  
this part.

※しけんの ひの もちもの  
じゅけんひょう、くろいえんぴつ  
けしごむ、しゃしんつきのみぶん  
しょうめいしょ

じゅけんレベル、じゅけんち、じゅけんばんごう、なまえ、せいべつ、せいねんがっぴは 正しいですか。  
ただしくないときは じっしきかんに れんらくしてください。しめきりは11がつよっかです。  
じゅけんレベルと じゅけんちは かえることができません。  
しけんが はじまるじかんに おくれないうください。  
10ぶんいじょう おくればら へやに はいれません。  
「ちようかい」しけんは CD/テープが はじまったら へやに はいれません。

## じゅけんひょう(ひかえ) Test Voucher (Copy)

2022ねん だい2かい にほんごのうりよくしけん  
The Japanese-Language Proficiency Test in 2022 (December)

りようしゅうしひかえ  
Receipt Copy

Photo  
(3~4cm×3cm)

じゅけんひょう(ひかえ)  
Test Voucher (Copy)

じゅりよういん/サイン  
Seal or Signature

Attach your  
photo  
(should be a  
full-face  
portrait) here.

じゅけんレベル Test Level	N1	じゅけんち Test Site	PUNE	じゅけんばんごう Examinee Registration Number													
				2	2	B											
なまえ Name	T I N I W I J A Y A																
せいべつ Gender	おとこ Male	<input type="checkbox"/>	おんな Female	<input checked="" type="checkbox"/>	せいねんがっぴ Date of Birth	ねん Year	1	9	9	5	つき Month	0	ひ Day	0	8		

じゅけんレベル、じゅけんち、じゅけんばんごう、なまえ、せいべつ、せいねんがっぴは 正しいですか。ただしくないときは じっしきかんに れんらくしてください。しめきりは11がつよっかです。  
じゅけんレベルと じゅけんちは かえることができません。  
しけんが はじまるじかんに おくれないうください。  
10ぶんいじょう おくればら へやに はいれません。  
「ちようかい」しけんは CD/テープが はじまったら へやに はいれません。

Please make sure that all the necessary information is clearly legible. If there is any mistake in your name, gender, or date of birth, notify the local host institution by November 4, 2022. Please note that no change of the test site or the test level will be allowed after the Application Form has been submitted.

For 'Listening' Section, you are not allowed to enter the test room at any time after the CD/tape is set to run. For other sections, enter the room no later than 10 minutes after the test starts.

If any information on your  
Test Voucher differs from  
your Application Form, notify  
your local host institution at  
least one month prior to the  
Test Date.